



18372/18373



18371



18374



18375

## Round Sinks

- 18/10 stainless steel
- Mirror polish
- Includes strainer, drain, cap & chain
- Drain hole 2"

Model	Internal Diameter	Internal Depth
18371	Ø 10.6" Ø 269mm	4.7" 120mm
18372	Ø 10.2" Ø 260mm	7.1" 180mm
18373	Ø 11.8" Ø 300mm	7.1" 180mm
18374	Ø 14.2" Ø 360mm	5.9" 150mm
18375	Ø 16.5" Ø 420mm	5.9" 150mm



## Square Sink

17451

- 18/10 stainless steel
- Satin finish
- Includes strainer, cap & chain
- Drain hole 2"
- 15.8" x 14.6" x 5.9" depth (402 x 372 x 150 mm depth)

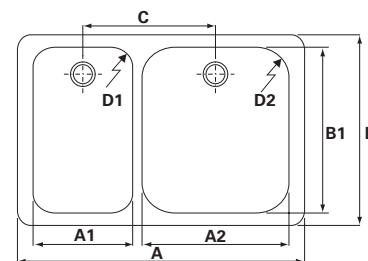


42392

## Rectangular Double Sinks

- Stainless steel
- Satin finish
- Includes strainer, drain, cap & chain
- Drain hole 2"

Model	External Dimensions			External Dimensions				
	A	B	C	A1	A2	B1	D1	D2
42392	23.6" 606mm	16.8" 426mm	11.9" 302mm	7.8" 199mm	15.7" 398mm	16.5" 418mm	3.9" 100mm	4.3" 110mm
42393	22.6" 575mm	14.6" 370mm	11.3" 287mm	7.5" 189mm	14.9" 378mm	14.4" 365mm	3.9" 100mm	4.3" 110mm
54599	23.6" 600mm	12.6" 320mm	7.9" 200mm	9.3" 235mm	13.0" 330mm	11.6" 295mm	5.9" 150mm	5.9" 150mm



## Rectangular Sinks

- Stainless steel
- Satin finish
- Includes strainer, drain, cap & chain



Model	External Dimensions			External Dimensions		
	Length	Width	Depth	Length	Width	Depth
10746	12.6" 320mm	10.2" 260mm	5.9" 150mm	11.7" 298mm	9.3" 236mm	5.9" 150mm
10747	12.6" 320mm	6.7" 170mm	5.9" 150mm	11.8" 300mm	5.9" 150mm	5.9" 150mm
10748	13.8" 350mm	12.7" 322mm	5.9" 150mm	13.0" 330mm	11.8" 300mm	5.9" 150mm
10749	13.9" 354mm	11.0" 279mm	5.9" 150mm	13.0" 330mm	9.3" 236mm	5.9" 150mm

## Oval Sink

- Stainless steel
- Mirror polish
- Includes strainer, drain, cap & chain
- Drain hole 2"

Model	Overall Dimensions			External Dimensions		
	A	B	C	A	B	C
27292	15.1" 385mm	10.4" 265mm	5.1" 130mm	14.2" 360mm	9.5" 240mm	5.1" 130mm

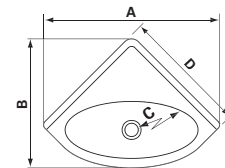
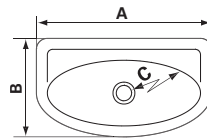


## Plastic Sinks

- Bright white polypropylene
- Shock and stain-resistant
- Includes drain plug, cap and chain, and waste
- Waste outlet 1" (25mm)



Model	A	B	C	D
17448	15.6" 395mm	10.8" 275mm	5.1" 130mm	-
17449	18.5" 470mm	11.8" 300mm	5.1" 130mm	13.0" 330mm



## Sink Drains

- Fits 17448 & 17449 plastic sinks
- Includes plug and chain
- .8" (20mm) interior diameter
- 1.6" (40mm) diameter flange
- .6" (15mm) height
- Elbow is 2.6" (65mm) long

